



# AICTE Student Learning Assessment Project

## Assessment Guidelines

### 1. Prerequisites:

- a. This assessment is not a test and it will help AICTE in improving the Quality of Technical Education in India.
- b. Students and faculty can take the Assessment from the safe and secure environment of his/her home, with a desktop/laptop and an internet connection.
- c. Students are requested to take the Assessment honestly and should follow all the instructions and guidelines.
- d. Online assessment is being conducted for evaluating the students' growth performance for their course of study in the various years and subject.
- e. It is an online assessment system, fully computerized, user friendly having advanced security features making it fair, transparent and standardized.

2. **Multiple Choice Questions:** The assessment will comprise of Objective type Multiple Choice Questions (MCQs). Each question will have 4 options and one correct answer.

3. **Subjects Covered:** The Subjects or topics covered in the assessment are based on the subject chosen at the time of assessment and as per the Syllabus designed for the core branches (Details available on [aslap.aicte-india.org](http://aslap.aicte-india.org)).

4. **100 Questions 100 Minutes:** Assessment Carries 100 Question with maximum time of 100 minutes to complete the assessment.





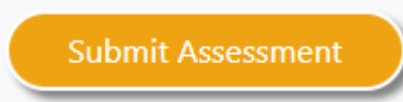
5. **All Questions are Compulsory:** It is Compulsory to attempt all the questions before submission of the assessment. Assessment can be carried out in the sequential manner only, **Example:** you can't jump to the 1st question to the 10th question

6. **No Negative Marking:** There will be no Negative marking for any questions.

7. **No Question Swapping:** Randomly 100 questions are picked from the database at the starting of the assessment and every time new questions are appeared depending upon the subject chooses. *Even, if you opt "Skip & Answer Later" option and comeback later to answer this question, the same question will appear on the screen.*

8. **Time Left:** The Timer of the Assessment begins only when the '**Start Assessment**' button is pressed. After 100 minutes assessment will be submitted automatically.

9. **Assessment:** Buttons used while taking an assessment

	" <b>Skip and Answer Later</b> " button implies that skipping the question for that moment and you can give the answer at later stage. <i>Marks for Skipped questions will not be calculated after submission.</i>
	" <b>Save &amp; Review later</b> " button implies that student is not sure about the answer and marking it to review it later and may change the answer later. <i>Marks for <b>Save &amp; Review later</b> questions will be calculated after submission.</i>
	" <b>Save and Next</b> " button means implies that student is sure and want to go the next questions. Student can also change the answer to these questions till he submits the Assessment.
	" <b>SUBMIT</b> " button implies that initial submission of the assessment. Assessment still can be continued by pressing " <b>Back to the Assessment</b> " button. A basic dashboard for Answered and Unanswered questions will be shown after pressing "SUBMIT" Button
	" <b>Submit Assessment</b> " is for final submission of the assessment. After this Assessment can not be continued. Assessment Report will be generated after submitting the assessment

10. **Assessment Report:** Consolidated Report will be generated after each assessment in which the performance of the student will be listed in terms of star rating against each specialization and overall rating. Pdf format of this report can be downloaded or emailed for future references.

**Calculation Criteria**

Marks Range	Performance	Rating
0-15	-	1 Star
16-39	-	2 Star
40-55	Good	3 Star
56-70	Very Good	4 Star
71 and above	Excellent	5 Star

**"Learners need endless feedback more than they need endless teaching"**